

CALL US
1300 762 378

FOR YOUR NEAREST DEALER
www.roadstar.com.au

BE SOCIAL WITH US
/RoadstarCaravans

FOR MORE INFORMATION
info@roadstar.com.au



Voyager

Sophistication meets exploration

All the comforts of a prestige caravan with the all-terrain capabilities needed to properly explore roads less travelled





THE FEATURES

The Roadstar Voyager combines all the comforts of a prestige caravan with the semi off-road capabilities needed to properly explore roads less travelled

EXTERNAL FEATURES

- Anderson Plug
- Breakaway unit
- Marine hatches to all outside storage compartments
- Dometic awning
- Premium Triple lock security screen door
- Tunnel boot with lights (Full width of van)
- 3mm Aluminium composite panel to side walls, front wall, rear wall and roof.
- Colour co-ordinated J-mould insert
- External access doors as large as possible.
- Bespoke decals, wheels & taillights
- External doors, table, filler caps etc. (Colour co-ordinated to match exterior)
- Premium Grab handle at entry door with push button LED light
- Marine Grade stainless front grab handles
- External LED lights with clear lens
- External entertainment box lined with marine carpet (TV & DVD)
- Round style recessed horizontal taillights
- Reversing Camera
- Pressure Hatch

INTERNAL FEATURES

- Computer designed and cut furniture with heavy duty adjustable cup hinges
- 100% of cabinetry made from ply with NO MDF & NO CHIPBOARD
- Premium acrylic finish to doors and drawers
- Commercial grade acrylic splashback
- Bulkheads with LED strip lights
- Soft closing metal drawers to kitchen
- Pull out pantry (most floor plans)
- Largest size possible double glazed euro style windows
- Pull down mesh screens and block out blinds
- 25mm thick ply table and bench tops
- Brushed aluminium premium griplock door & draw handles
- Tri-fold dining table (refer floor plan)
- Dual density comfort lounges & premium fabrics or Microfibre Leather
- Foot rests to café dinette seats (If applicable)
- Brushed stainless power points & switch covers
- Posture adjustable slatted bed frame on gas struts
- 6'4" mattress with ample space around bed without requiring a bolster
- Premium thick felt backed lino
- Towel rail + toilet roll holder, shower screen
- Full height mirror in bathroom
- Midi heki hatch in kitchen
- Four seasons hatch above bed
- Front window and protector shade

CHASSIS & PROTECTION

- AL-KO Outback Independent Suspension
- Coil shock 3.5t
- 12" Brakes

- 265/75 General Grabbers heavy duty off-road tyres fitted to 16" Alloy wheels.
- Pull out aluminium step
- Standard 50mm ball coupling
- Supagal chassis made from premium BHP steel
- Bumper bar with 3 arms
- Checker plate at bottom sides

PLUMBING

- Washing machine enclosed (If applicable)
- Swift Gas/electric hot water system
- Architectural style flicker mixer taps
- Water tank level indicator
- Thetford ceramic bowl toilet (if applicable)
- Ceramic vanity bowl
- Separate water fillers for each tank
- 190ltrs Water (2 x 95 ltr water tanks)
- 'A'frame tap with cover
- Gas bayonet fitting under van
- Water filter tap at kitchen sink

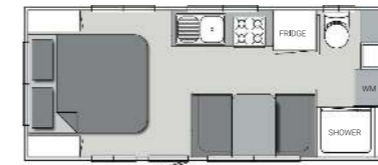
APPLIANCES

- 1 x 120 amp AGM battery
- 150 W Solar Panel
- Ibis climate control roof air-conditioner
- Fridge: Thetford 184 Lt 3 Way absorption
- Swift stove with 1x electric element & 3 gas burners, grill & oven
- Fusion Stereo and speakers
- Digital volt meter
- TV 24" HD LED, with built in DVD player
- Dual brightness LED in kitchen and vanity
- Smoke Alarm
- Microwave
- Stainless steel range hood
- HV Digital boosted TV antenna
- External speakers
- 12V Sirocco Fan

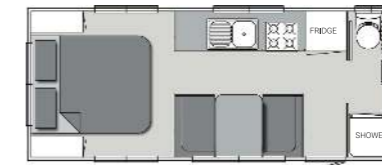
OPTIONS

- Welded Aluminium frame walls
- MK2 Pack: Fibreglass Sandwich panel construction.

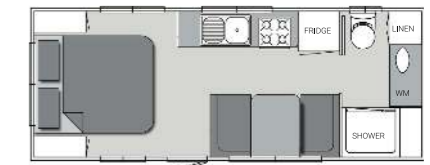
FLOORPLANS



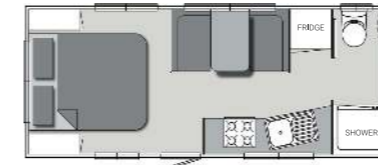
18'6" x 7'10"-1



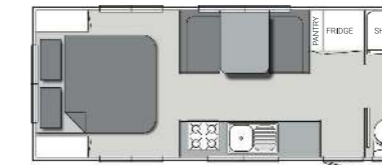
19'0" x 7'10"-1



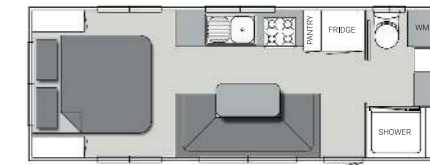
20'0" x 7'10"-1



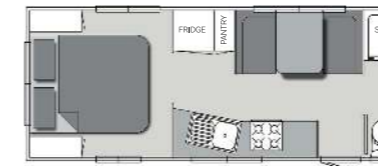
20'0" x 7'10"-2



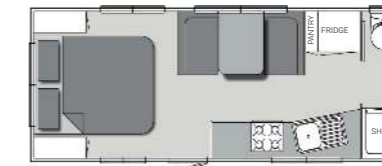
20'0" x 7'10"-3



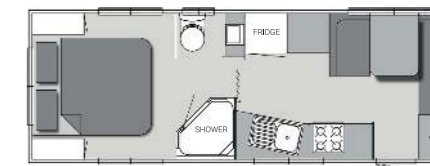
21'0" x 7'10"-1



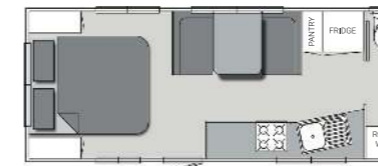
21'0" x 7'10"-2




21'0" x 7'10"-3



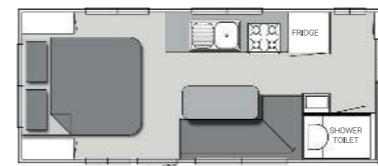
22'0" x 7'10"-2



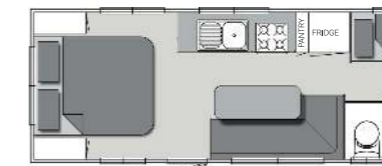
22'6" x 7'10"-1



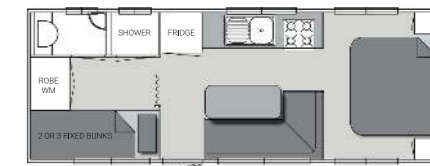
FAMILY FLOORPLANS



20'6" x 7'10"-2



22'6" x 7'10"-2



22'6" x 7'10"-3



Floor plan 21'0" x 7'10"-2

